

Reservation

Reservation

English Clinic

1

Practical Korean

Practical Korean

2



Reservation Information

- Information on the level test is posted in the FAQ section. Please make sure to check it before applying.
- Please check the course period and tuition fee on the website notice before making your payment.
- Your registration will be finalized only after the payment is completed. Refunds will be processed according to the refund policy in case of personal cancellation.
- If you decide not to take the course after making a reservation, please make sure to cancel it before payment.
- Once you upload your transfer receipt, the administrative office will verify it and finalize your registration.
- Classroom information will be announced later through the PICL website notice.
- A certificate of completion will be issued to students who meet the attendance and course requirements.
- For other inquiries or technical issues, please contact us using the information below.
E-mail: picl-admin@postech.ac.kr | 연락처: 054-279-8004
- Refund and Cancellation Policy
 - Full refund: Cancellation at least one week before the course starts
 - 80% refund: Cancellation within the first week of the course
 - No refund: After the first week of the course

Go to the PICL website: <https://picl.postech.ac.kr>

- ① Click **Reservation > Practical Korean** from the top menu.
- ② Carefully read the **Reservation Information**.

Mon, Feb 2, 2026 Select Time Slot

Test
Prof. KyoungPyo Kim

08:00 ~ 09:30 Available (0/15)

08:00 ~ 09:30 Available (0/15)

1 [Apply](#) [My Applications](#)

Practical Korean Level test

You can check your approximate Korean level through the Self-Level Test.

If the result is unclear or you are unsure which class to take, please contact us at 'picl-admin@postech.ac.kr'

If necessary, you can receive a more accurate class placement through a consultation and offline level test with a Korean instructor.

2-1 [Go to Self-Level Test](#)

2-2 [Confirm](#)

① Check the course start date and time, then click **Apply**.

②-1 Read the Level Test pop-up and click **Go to Self-Level Test** to take the test.

②-2 If you do not need a Level Test or have already completed it, click **Confirm**.

Practical Korean

Application Information

1

(Required) I agree to the collection and use of my personal information.

Consent to the Collection and Use of Personal Information

The POSTECH Institute of Culture and Language (hereinafter referred to as "PICL") uses the personal information collected through this service application for the following purposes.

- 1 All information provided will only be used for the purposes described below. If the purpose of use changes, prior consent will be obtained. (English Clinic / Practical Korean management)
- 2 Items Collected: Name, Affiliation/Department, Student ID, Contact Number, E-mail
- 3 Retention and Use Period: Immediately after the course ends
- 4 Right to Refuse Consent

* You have the right to refuse consent to the collection and use of personal information. However, you will not be able to use the reservation system if you do not consent.

Course Information

2

Category *

Practical Korean

Instructor *

Prof. KyoungPyo Kim

Course Title *

Test

Format *

Korean lesson

Start Date *

2026-02-02

Class Time *

08:00

~

09:30

Full Schedule

Please check the class schedule.

Week 1	2026. 02. 02(Mon)	Week 5	2026. 03. 02(Mon)	Week 9	2026. 03. 30(Mon)	Week 13	2026. 04. 27(Mon)
Week 2	2026. 02. 09(Mon)	Week 6	2026. 03. 09(Mon)	Week 10	2026. 04. 06(Mon)	Week 14	2026. 05. 04(Mon)
Week 3	2026. 02. 16(Mon)	Week 7	2026. 03. 16(Mon)	Week 11	2026. 04. 13(Mon)	Week 15	2026. 05. 11(Mon)
Week 4	2026. 02. 23(Mon)	Week 8	2026. 03. 23(Mon)	Week 12	2026. 04. 20(Mon)	Week 16	2026. 05. 18(Mon)

① Check the box to agree to the personal information policy.

② Review the **Course Information** and make sure the selected course matches your Level Test result.

Applicant Information

1 Name *	<input type="text" value="Lee Ahlim"/>	2 Affiliation /Department *	<input type="text" value="PICL"/>
3 Status *	<input type="text" value="Faculty"/>	4 Student ID *	<input type="text" value="50010217"/>
5 Date of Birth *	<input type="text" value="1995-01-22"/>	<small>* If you are not a POSTECH student, please enter 00000000</small>	
6 E-mail *	<input type="text" value="ahlim0122@postech.ac.kr"/>	<input type="button" value="Verify Code Contact"/>	
7 Alternate E-mail *	<input type="text" value="ahlim1234@gmail.com"/>		

-
- ① and ⑤ will be used for issuing your certificate, so please enter them accurately.
 - ② Enter your current affiliation.
 - ③ Select the appropriate option from the drop-down menu.
 - ④ Enter your student ID or employee ID. If you are not a POSTECH member, enter **eight zeros (00000000)**.
 - ⑥ Enter your POSTECH email. If you are an external applicant, enter your personal email (e.g., Gmail).
 - ⑦ Enter another email address (e.g., Kakao, Naver, etc.).

E-mail *

ahlim0122@postech.ac.kr

Resend

Enter verification code

🕒 04:56

Confirm

*A verification code has been sent to the e-mail address you entered. Please check your inbox.

1

E-mail *

ahlim0122@postech.ac.kr

Resend

066107|

🕒 04:41

Confirm

*A verification code has been sent to the e-mail address you entered. Please check your inbox.

2

E-mail *

ahlim0122@postech.ac.kr

Resend

066107

🕒 05:00

Confirmed

Verify your email address.

① Enter the verification code sent to your email and click **Confirm**.

② If the verification is successful, you will see **Confirmed**.

If you do not receive the code, please check your email address again or click **Resend**.

1

Request

Enter your request (1,000-byte limit)

Cancellation

Apply Now

2

picl.postech.ac.kr 내용:

Your reservation has been completed.

확인

[PICL] Test Application Completed & Payment Instructions

안녕하세요.

POSTECH 언어문화원 Test 신청이 정상적으로 완료되었습니다.
Your application for the PICL **Test** has been successfully completed.

아래 안내에 따라 수강료를 입금하신 후, '내 신청내역'에서 이체확인증을 업로드해 주시기 바랍니다.
Please make the tuition payment according to the information below, and upload your transfer receipt in the "My Applications" section of the PICL Reservation system.

[Go to "My Applications" on PICL Reservation](#)

- ① If you have any requests, enter them. Otherwise, leave it blank and click **Apply Now**.
- ② If your application is successful, a confirmation alert will appear and a confirmation email will be sent.

[PICL] Test Application Completed & Payment Instructions

안녕하세요,

POSTECH 언어문화원 Test 신청이 정상적으로 완료되었습니다.

Your application for the PICL **Test** has been successfully completed.

아래 안내에 따라 수강료를 입금하신 후, '내 신청내역'에서 이체확인증을 업로드해 주시기 바랍니다.

Please make the tuition payment according to the information below, and upload your transfer receipt in the "My Applications" section of the PICL Reservation system.

1

Go to "My Applications" on PICL Reservation

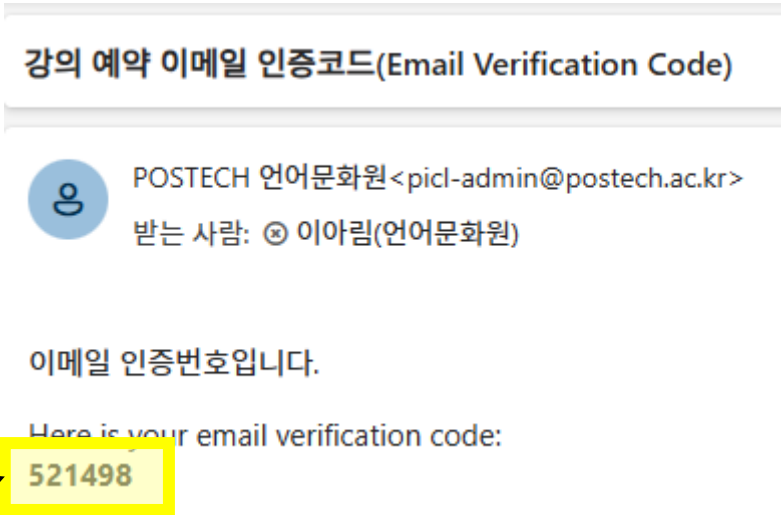
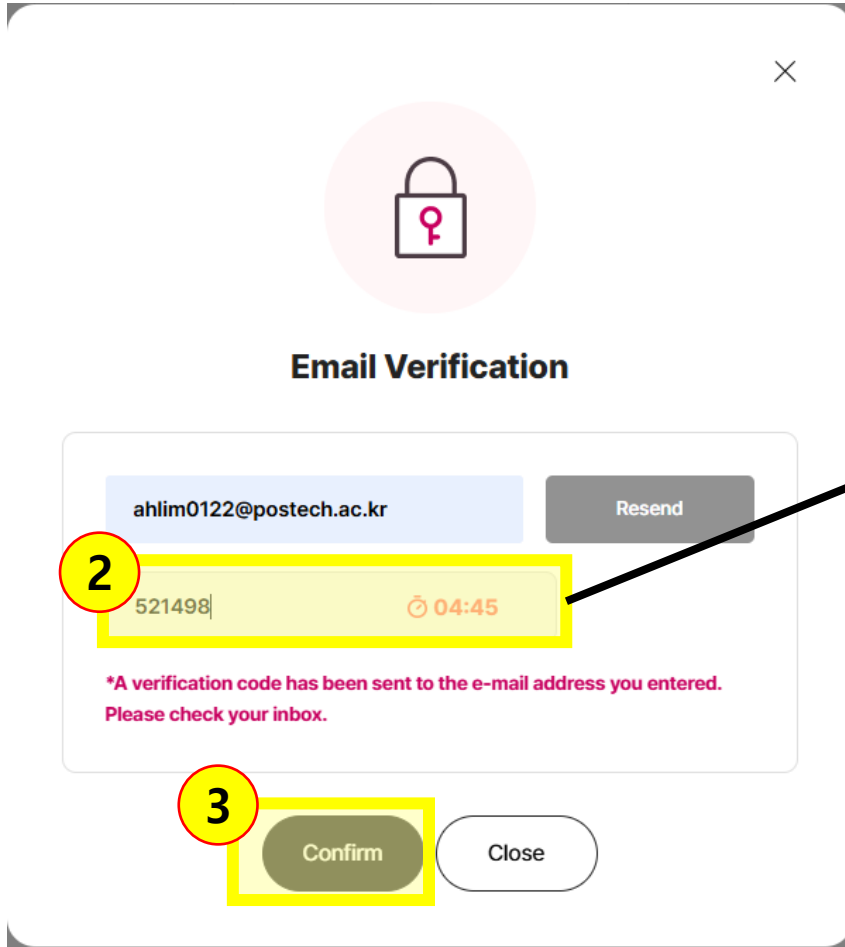
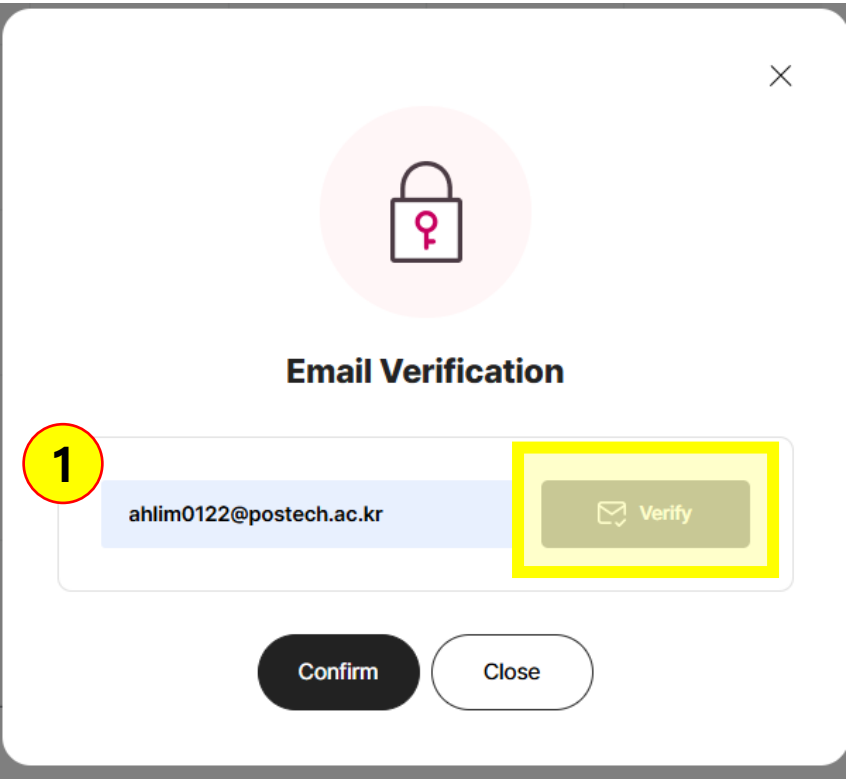
2

Apply

My Applications

Go to **Boards > PICL Notices** and check the schedule and tuition fee for the **2026 Practical Korean Language Program**, then transfer the payment to the bank account **provided in the email**.


- ① Click **Go to "My Applications" on PICL Reservation**
- ② Click **My Applications** at the bottom of the page





- ① Enter the email address you used for application and click **Verify**
- ② Enter the verification code sent to your email
- ③ Click **Confirm**

My Applications


• Only reservations with dates after today can be viewed.

Course Title	Instructor	Start Date	Class Time	Application	Status	Receipt
Test	Prof. KyoungPyo Kim	2026.02.02	08:00 ~ 09:30	2026.01.29	Submitted	Upload 

picl.postech.ac.kr 내용:
이체확인증을 업로드하시겠습니까?
Would you like to upload the receipt?

2  

picl.postech.ac.kr 내용:
이체확인증이 업로드되었습니다.
The receipt has been successfully uploaded.

3 

- ① In **My Applications**, click **Upload** under **Receipt** and upload your payment receipt
- ② Check the alert and click **OK**
- ③ Another alert will appear after completion; click **OK** again

[PICL] Test Payment Confirmation & Registration Finalized

안녕하세요,

POSTECH 언어문화원 (Test) 등록이 완료되었습니다.

Your registration for the PICL **Test** has been successfully completed.

강의실 정보는 추후 공지사항을 통해 안내 예정이니 확인하시기 바랍니다.

Classroom information will be announced later through a separate notice.

Go to "My Applications" on PICL Reservation

Once the receipt is successfully uploaded, the PICL administrative office will review it and complete your registration.

You will then receive a confirmation email.

Information about the classroom will be announced before the course begins on **Boards > PICL Notices**, so please make sure to check the notice.

If you have any further questions, please contact the PICL administrative office at:

E-mail: picl-admin@postech.ac.kr